

Elevate Your Panels with **superior illumination** & **aesthetic**



LED Indicators

Built on Trust. **Designed for high performance.**

LEDs with Inbuilt low voltage glow protection at 25% of rated voltage to avoid false indication due to stray voltages.

LEDs with >180 degree viewing angle for enhanced experience with uniform illumination.

Modular Remote Control Units

Note : All Cat.No. to be ordered in multiple of Standard Packing : 10, Except for Push Button Stations.



Gen Next Series

Gen Next Pro LED Indicator [8531]

› Surface Mounted Device LED technology


› Low Power consumption < 1W

› Surge & Low Voltage Glow Protection (LVGP)

	Description	Cat. No.	Colour (4 th Digit)	Voltage (5 th , 6 th , 7 th & 8 th Digit)	M.R.P. (₹) Per Unit
 <p>Ø22.5 mm</p>	Gen Next Pro LED Indicator 22.5 mm	EPL□□□□□	R-Red G-Green Y-Yellow A-Amber B-Blue W-White	012C - 12 VAC/DC 024C - 24 VAC/DC 030C - 30 VAC/DC 048C - 48 VAC/DC 064C - 64 VAC/DC 110A - 110 VAC 110D - 110 VDC 240A - 240 VAC 220D - 220 VDC	167 287 Blue & White
				415A - 415 VAC	209 354 Blue & White
 <p>Ø16 mm</p>	Gen Next Pro LED Indicator 16 mm	SPL□□□□□	R-Red G-Green Y-Yellow A-Amber B-Blue W-White	012C - 12 VAC/DC 024C - 24 VAC/DC 110C - 110 VAC/DC 240A - 240 VAC	195 324 Blue & White

Note * : LED Indicator for Flame Proof Panel application available on request.

Universal LED Indicator [8531]

	Description	Cat. No.	Colour (8 th Digit)	Voltage (9 th , 10 th , 11 th & 12 th Digit)	M.R.P. (₹) Per Unit
 <p>Gen Next Pro Ø22.5 mm Universal LED Indicator</p>	Gen Next Pro Universal LED indicator	EPL□□□□□	R-Red G-Green Y-Yellow A-Amber B-Blue W-White	224C-24 to 240V AC/DC	497 597 Blue & White


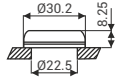

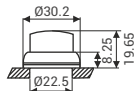

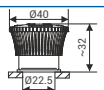

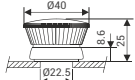

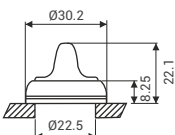







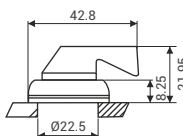






16mm Pro LED Indicators

Compact in Design. Superior in Aesthetics.
Perfectly Crafted for Small-Size Panels.









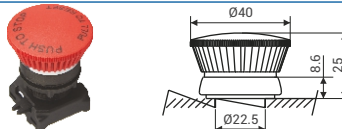
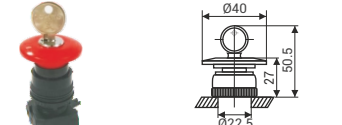
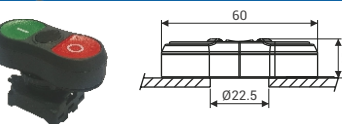



Gen Next Push Button & Selector Actuators Ø 22.5 mm [8538]

› Snap Mounting with compact contact blocks (EC1C & EC2C) › Max 3 row x 3 column stackable contact blocks


	Description	Cat. No.	Colour (4 th Digit)	M.R.P. (₹) Per Unit	
 	Flush Head	EMN□FD1	R-Red G-Green C-Black Y-Yellow W-White B-Blue A-Amber F-Gray	106	
 	Projecting Head Push Function	EMN□PD1	R-Red G-Green C-Black Y-Yellow W-White B-Blue A-Amber F-Gray	107	
 	Mushroom Head 'Push - Turn Function'	EMN□MH1	R-Red G-Green C-Black Y-Yellow	208	
 	Mushroom Head 'Push - Function'	EMN□MD1	R-Red G-Green C-Black Y-Yellow	151	
 	Symmetric Head	2 Position		R-Red G-Green C-Black W-White	295
		 Non Spring Return EP09SK00□0000			
		 Spring Return EP09SI00□0000			
		3 Position			
		 Non Spring Return EP09SL00□0000			
		 Spring Return EP09SJ00□0000			
		 Spring Return L. H. EP09SM00□0000			
 Spring Return R. H. EP09SN00□0000					
 	Lever Head	2 Position		R-Red W-White C-Black	312
		 Non Spring Return EMN□LK1			
		 Spring Return EMN□LI1			
		3 Position			
		 Non Spring Return EMN□LL1			
		 Spring Return EMN□LJ1			
		 Spring Return L. H. EMN□LM1			
		 Spring Return R. H. EMN□LN1			

Gen Next Push Button & Selector Actuators Ø 22.5 mm [8538]

	Description	Cat. No.	Colour (4 th Digit)	M.R.P. (₹) Per Unit
			2 Position	C-Black
		 Non Spring Return EP09KK00□0000		
		 Spring Return EP09KI00□0000		
		3 Position		
		 Non Spring Return EP09KL00□0000		
		 Spring Return EP09KJ00□0000		
		 Spring Return L. H. EP09KM00□0000		
	 Spring Return R. H. EP09KN00□0000	443		
	Push Pull	EG02MG0□	R-Red	408
	Mushroom Head Lock And Key Actuator	EG02MQ0R00	R-Red	462
	Twin Touch with Black centre strip	EG02TD0I	-	211

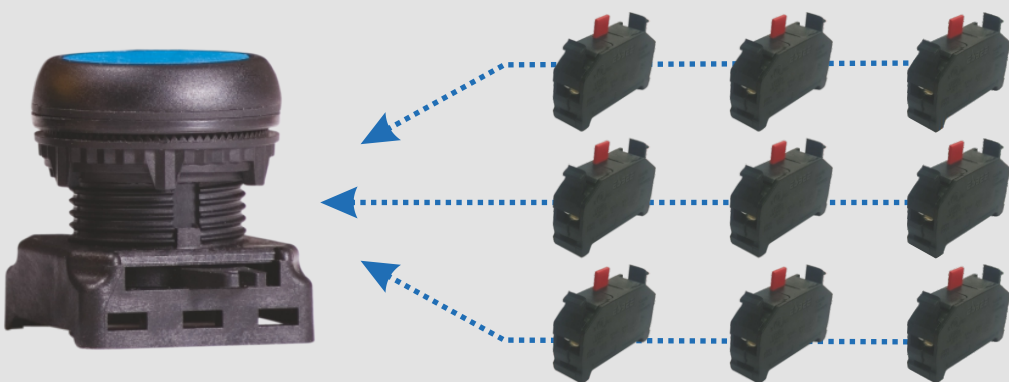


Note : 1. Actuators & Selector Actuators with black ABS collar are offered as Standard
 2. Actuators (except Mushroom Head Push - Pull Actuators) are also available with chrome plated ABS & Brass collar
 Non-Illuminated Actuator
 - For PU Coated ABS Collar replace 7th digit 1 by 2 eg. : EMNPD[2]
 - For Brass Metal Collar replace 7th digit 1 by 3 eg. : EMNPD[3] (Please contact nearest branch office for MRP)
 Illuminated Actuator
 - For PU Coated ABS Collar replace 4th digit 3 by 5 eg. : EG0[5]***
 - For Brass Metal Collar replace 4th digit 3 by 7 eg. : EG0[7]*** (Please contact nearest branch office for MRP)

Note * : In 2 position selector actuator, for operating style  replace 6th digit from K to R and for operating style , replace 6th digit from K to T


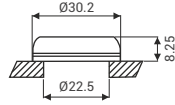

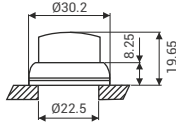

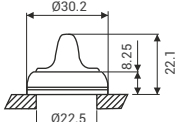





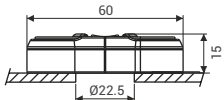
Stack smart control more



Operate nine contact blocks with just **one** push button



Gen Next Illuminated Push Button Actuators [8531]

› Snap Mounting with compact contact blocks (EC1C & EC2C)

	Description	Cat. No.	Colour (8 th Digit)	Voltage (9 th , 10 th , 11 th & 12 th Digit)	M.R.P. (₹) Per Unit
 	Flush Head	EG03FDL□□□□□	R-Red G-Green Y-Yellow A-Amber	012C - 12 VAC/DC 024C - 24 VAC/DC 030C - 30 VAC/DC 048C - 48 VAC/DC 064C - 64 VAC/DC 110A - 110 VAC	300
			B-Blue W-White	110D - 110 VDC 240A - 240 VAC 220D - 220 VDC	555 Blue and White
 	Projecting Head (Push Function)	EG03PDL□□□□□	R-Red G-Green Y-Yellow A-Amber	012C - 12 VAC/DC 024C - 24 VAC/DC 030C - 30 VAC/DC 048C - 48 VAC/DC 064C - 64 VAC/DC 110A - 110 VAC	300
			B-Blue W-White	110D - 110 VDC 240A - 240 VAC 220D - 220 VDC	555 Blue and White
 	Selector Actuator with LED holder	2 Position		R-Red G-Green Y-Yellow A-Amber B-Blue W-White	012C - 12 VAC/DC 024C - 24 VAC/DC 030C - 30 VAC/DC 048C - 48 VAC/DC 064C - 64 VAC/DC 110A - 110 VAC 110D - 110 VDC 240A - 240 VAC 220D - 220 VDC
		 Non Spring Return EG03SKL□□□□□	439		
		 Spring Return EG03SIL□□□□□			
		3 Position			
 Non Spring Return EG03SLL□□□□□	654 Blue and White				
 Spring Return EG03SJL□□□□□					
 	Twin Touch with Led Holder	EG03TDL□□□□□	Y- Yellow A-Amber	012C - 12 VAC/DC 024C - 24 VAC/DC 030C - 30 VAC/DC 048C - 48 VAC/DC 064C - 64 VAC/DC 110A - 110 VAC 110D - 110 VDC 240A - 240 VAC 220D - 220 VDC	376

Note* : 1) In 2 position selector actuator, for operating style  replace 6th digit from K to R and for operating style  replace 6th digit from K to T.

2) Assembly comes with LED holder. Please order contact block EC1C and EC2C separately.

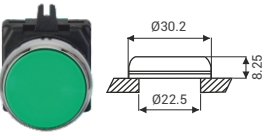
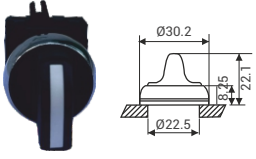

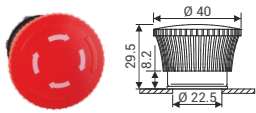


Flush Head Push Button

Sleek, low-profile design enabling effortless operation in modern panel environments

GEN NEXT Metal Push Button & Selector Actuator [8538]

› Snap Mounting with compact contact blocks (EC1C & EC2C)

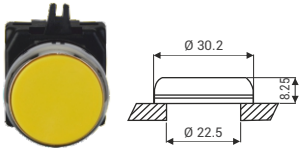
	Description	Cat. No.	Colour	M.R.P. (₹) Per Unit	
	Flush head	EM27FD00□00	R-Red G-Green C-Black Y-Yellow W-White B-Blue A-Amber	112	
		EM27FD00□00			
		EM27FD00□00			
		EM27FD00□00			
		EM27FD00□00			
		EM27FD00□00			
		EM27FD00□00			
	Symmetric Head	2 Position		C-Black	
		Non Spring Return EM27SK00□00 ↵	332		
		Spring Return EM27SI00□00 ↵			
		3 Position			375
		Non Spring Return EM27SL00□00 ↵↵			
		Spring Return EM27SJ00□00 ↵↵			
		Spring Return L.H. EM27SM00□00 ↵↵			
Spring Return R.H. EM27SN00□00 ↵↵					
	Lock & Key	2 Position		C-Black	
		Non Spring Return EM27KK00□00 ↵	456		
		Spring Return EM27KI00□00 ↵			
		3 Position			505
		Non Spring Return EM27KL00□00 ↵↵			
		Spring Return EM27KJ00□00 ↵↵			
		Spring Return L.H. EM27KM00□00 ↵↵			
Spring Return R.H. EM27KN00□00 ↵↵					
	Mushroom Head-Push Turn	EM27MH00□00	R-Red	253	
		EM27MH00□00	G-Green		
	Mushroom Head-Push Function	EM27MD00□00	R-Red	167	




Mushroom Head Push Button

Rapid, reliable emergency response at the push of a button—engineered for moments when every second matters


GEN NEXT Metal Illuminated Push Button Actuator [8531]

	Description	Cat. No.	Colour (8 Digit)	Voltage (9 , 10 , 11 & 12 Digit)	M.R.P. (₹) Per Unit
	Illuminated Flush head	EM28FD0□□□□□	R-Red	012C - 12 V AC/DC	381
			G-Green	024C - 24 V AC/DC	
			Y-Yellow	030C - 30 V AC/DC	
			A-Amber	048C - 48 V AC/DC	
			W-White B-Blue	064C - 64 V AC/DC	786
				110A - 110 V AC	
				110D - 110 V DC	
				240A - 240 V AC	
				220D - 220 V DC	

Gen Next Modular Contact Blocks [8538]

	Description	Cat. No.	Colour	Voltage	M.R.P. (₹) Per Unit
	'NO' Block	EC1C	-	-	84
	'NC' Block	EC2C	-	-	84

Spare for Gen Next Series [8531]

	Description	Cat. No.	Colour	Voltage	M.R.P. (₹) Per Unit
	LED Holder for Gen Next illuminated actuator series	EG08HOL□□□□□	R-Red	012C - 12 VAC/DC	225
			G-Green	024C - 24 VAC/DC	
			Y-Yellow	030C - 30 VAC/DC	
			A-Amber	048C - 48 VAC/DC	
			B-Blue W-White	064C - 64 VAC/DC	449 Blue and White
				110A - 110 VAC	
				110D - 110 VDC	
				240A - 240 VAC	
				220D - 220 VDC	

Note : Contact blocks and LED holder are same for Gen next and Gen next META series


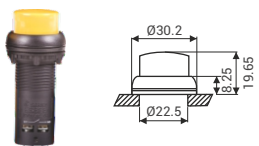
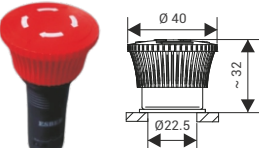

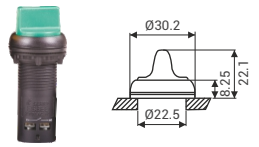






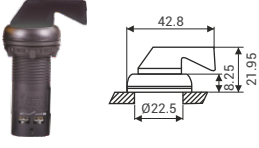






Selector Switch

Engineered for smooth selection and accurate operational command across systems

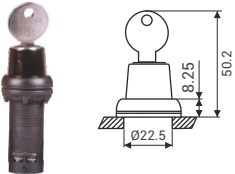










Gen Next entegral Actuator [8536]

› With inbuilt contact arrangement › Contact rating 6A @ 240AC

	Description	Cat. No.	Contact Configuration (3 rd Digit)	Colour (4 th Digit)	M.R.P. (₹) Per Unit
	Flush Head	EE□□FD1	1 - 1 NO 2 - 1 NC	R-Red G-Green Y-Yellow	165
			3 - 1 NO + 1 NC 4 - 2 NO 5 - 2 NC	W-White B-Blue A-Amber C-Black	239
	Projecting Head Push Function	EE□□PD1	1 - 1 NO 2 - 1 NC	R-Red G-Green Y-Yellow	165
			3 - 1 NO + 1 NC 4 - 2 NO 5 - 2 NC	W-White B-Blue A-Amber C-Black	239
	Mushroom Head Push - Turn	EE□□MH1	1 - 1 NO 2 - 1 NC	R-Red G-Green Y-Yellow	240
			3 - 1 NO + 1 NC 4 - 2 NO 5 - 2 NC	C-Black	327
	Mushroom Head Push - Function	EE□□MD1	1 - 1 NO 2 - 1 NC	R-Red G-Green Y-Yellow	204
			3 - 1 NO + 1 NC 4 - 2 NO 5 - 2 NC	C-Black	277
	Symmetric Head Actuator	2 Position	1 - 1 NO 2 - 1 NC	R-Red G-Green W-White	330
		 Non Spring Return EE□□SK1	3 - 1 NO + 1 NC (Left NO) 4 - 2 NO 5 - 2 NC	C-Black	405
		 Spring Return EE□□SI1	6 - 1 NO + 1 NC (Right NO)		
		3 Position			
		 Non Spring Return EE□□SL1	3 - 1 NO + 1 NC (Left NO) 4 - 2 NO 5 - 2 NC	R-Red G-Green W-White	417
		 Spring Return EE□□SJ1	6 - 1 NO + 1 NC (Right NO)	C-Black	
		 Spring Return L. H. EE□□SM1			
 Spring Return R. H. EE□□SN1					
	Lever Head	2 Position	1 - 1 NO 2 - 1 NC	R-Red G-Green W-White	330
		 Non Spring Return EE□□LK1	3 - 1 NO + 1 NC (Left NO) 4 - 2 NO 5 - 2 NC	C-Black	405
		 Spring Return EE□□LI1	6 - 1 NO + 1 NC (Right NO)		
		3 Position			
		 Non Spring Return EE□□LL1	3 - 1 NO + 1 NC (Left NO) 4 - 2 NO 5 - 2 NC	R-Red G-Green W-White	417
		 Spring Return EE□□LJ1	6 - 1 NO + 1 NC (Right NO)	C-Black	
		 Spring Return L. H. EE□□LM1			
 Spring Return R. H. EE□□LN1					


Gen Next integral Actuator [8536]

	Description	Cat. No.	Contact Configuration (3 rd Digit)	Colour (4 th Digit)	M.R.P. (₹) Per Unit	
	Lock & Key Rotary Type	2 Position		1 - 1 NO 2 - 1 NC	C-Black	423
		 Non Spring Return EE□□KK1	 Spring Return EE□□KI1	3 - 1 NO + 1 NC (Left NO) 4 - 2 NO 5 - 2 NC 6 - 1 NO + 1 NC (Right NO)		
		3 Position		3 - 1 NO + 1 NC (Left NO) 4 - 2 NO 5 - 2 NC 6 - 1 NO + 1 NC (Right NO)	C-Black	517
		 Non Spring Return EE□□KL1	 Spring Return EE□□KJ1			
		 Spring Return L. H. EE□□KM1				
		 Spring Return R. H. EE□□KN1				

Note * : In 2 position selector actuator, for operating style  replace 6th digit from K to R and for operating style  replace 6th digit from K to T





Panel Mounted Buzzer Ø 22.5 mm [8531]

› IP20 protection › 80dB at 1 m distance › Low Power consumption < 0.6W








	Description	Electrical Rating	Cat. No.	M.R.P. (₹) Per Unit
			Round Type	
22.5 mm Panel Mounted Buzzer Black colour			EG15R00C240A	396
			EG15R00C110A	
			EG15R00C064C	
			EG15R00C048C	
			EG15R00C030C	
			EG15R00C024C	
			EG15R00C012C	

Gen Next Push Button Stations [8536]

Dimension › Single Station : 65 x 55 x 33 mm › Two Station : 100 x 55 x 53 mm
 › Three Station : 134 x 55 x 53 mm › Eight Station : 305 x 55 x 53 mm

	Description	Cat. No.	M.R.P. (₹) Per Unit
	Flush Head Actuator - Red with Legend - STOP Contact - 1 'NC'	EP1FAC01	642
Flush Head Actuator - Green with Legend - START Contact - 1 'NO'	EP1FAB02		
	Two Position Symmetric Head Selector Switch - Black with Legend - OFF / ON Contact - 1 'NO'	EP1FAF08	843
	Two Position Lock & Key Rotary Switch with Legend - OFF / ON Contact - 1 'NO'	EP1FAF12	930
	Mushroom Head Actuator 'Push Function' with Legend - STOP Contact - 1 'NC' for Stop	EP1FAC03	681

Gen Next Push Button Stations [8536]

	Description	Cat. No.	M.R.P. (₹) Per Unit
	Mushroom Head Actuator 'Push Turn Type' with Legend - STOP Contact - 1 'NC' for Stop	EP1FAC05	830
	Flush Head Actuator - Green with Legend - START Contact - 1 'NO' (Station One)	EP2FAH0201	930
	Flush Head Actuator - Red with Legend - STOP Contact - 1 'NC'		
	Flush Head Actuator - Green with Legend - START Contact - 1 'NO' (Station One)	EP2FAH0205	1029
	Mushroom Head Actuator 'Push Turn Type' with Legend - STOP Contact - 1 'NC' (Station Two)		
	LED Indicator 240 VAC - Red (Station One)	EP3FAUI1X0201	1253
	Flush Head Actuator - Green with Legend - START Contact - 1 'NO' (Station Two)		
	Flush Head Actuator - Red with Legend - STOP Contact - 1 'NC' (Station Three)		
	Flush Head Actuator - Green with Legend - FORWARD Contact - 1 'NO' (Station Two)	EP3FAR020102	1173
	Flush Head Actuator - Red with Legend - STOP Contact - 1 'NC' (Station Two)		
	Flush Head Actuator - Green with Legend - REVERSE Contact - 1 'NO' (Station Three)		
	Flush Head Actuator - Green with Legend - UP Contact - 1 'NO' (Station Two)	EP3FAS020102	1173
	Flush Head Actuator - Red with Legend - STOP Contact - 1 'NC' (Station Two)		
	Flush Head Actuator - Green with Legend - DOWN Contact - 1 'NO' (Station Three)		
	All 7 Flush Head Actuators with NO Contact & Mushroom Head Push Turn	EP8F02	3328
	8 Way push button pendant with hanging provision	EP8F04	3559
	Single Station Enclosure Box without Actuator	EP1FAA*	355
	Two Station Enclosure Box without Actuator	EP2FAA*	377
	Three Station Enclosure Box without Actuator	EP3FAA*	388
	Eight Station Enclosure Box without Actuator	EP8FAA*	648

- Note :**
1. All Gen next push button stations contains integral Actuators.
 2. Only integral actuators can be used for converting Gen next enclosure boxes into Gen Next push button station.
 3. For any other combination of actuators/indicators in push button stations please contact nearest branch office.
 4. EP8F04 is available in single speed for crane application.
- * Chapter ID : 8538.

Universal Push Button Stations (in ABS Engineering plastic body) [8536]

Dimension > Single Station : 75 x 75 x 56 mm > Two Station : 127 x 75 x 56 mm
> Three Station : 160 x 75 x 56 mm

	Description	Cat. No.	M.R.P. (₹) Per Unit
	Flush Head Actuator - Red with Laser Marking - STOP Contact - 1 'NC'	EWS1C01AC062	775
	Flush Head Actuator - Green with Laser Marking - START Contact - 1 'NO'	EWS1C01AC063	775
	Two Position Symmetric Head Selector Switch - Black with Laser Marking - OFF / ON Contact - 1 'NO'	EWS1C01AF064	1023
	Illuminated Actuator - Green with Laser Marking - ON Contact - 1 'NO' - 240 VAC	EWS1C01AA070	914
	Two Position Lock & Key Rotary Switch with Laser Marking - OFF / ON Contact - 1 'NO'	EWS1C01AF065	1156
	Mushroom Head Actuator 'Push Function' with Laser Marking - STOP Contact - 1 'NC' for Stop	EWS1C13AC054	823
	Mushroom Head Actuator 'Push Turn type' with Laser Marking - STOP Contact - 1 'NC' for Stop	EWS1C13AC051	929
	"Mushroom Head Actuator with Lock and Key on Yellow Cover, with Laser Marking - STOP, Contact - 1 'NC' for Emergency Stop"	EWS1C13AC066	1130
	Push Button Station with Push Pull Emergency Switch, Red with 1 NC	EWS1C13AC069	1004
	Flush Head Actuator - Green with Laser Marking - START Contact - 1 'NO' (Station One) Flush Head Actuator - Red with Laser Marking - STOP Contact - 1 'NC' (Station Two)"	EWS2C01AH045	1118
	Flush Head Actuator - Green with Laser Marking - START Contact - 1 'NO' (Station One) Mushroom Head Actuator 'Push Turn Type' with Laser Marking - TOP Contact - 1 'NC'"	EWS2C01AH067	1239
	Flush Head Actuator - Green with Laser Marking - START Contact - 1 'NO' (Station One) Mushroom Head Actuator 'Lock & Key Type' with Laser Marking - STOP Contact - 1 'NC'"	EWS2C01AH068	1463
	Pilot Light 240 VAC White (Station One) Flush Head Actuator - Green with Laser Marking - START Contact - 1 'NO' (Station Two) Flush Head Actuator - Red with Laser Marking - STOP Contact - 1 'NC' (Station Three)"	EWS3C01AH048	1514
	Flush Head Actuator - Green with Laser Marking - FORWARD Contact - 1 'NO' (Station One) Flush Head Actuator - Red with Laser Marking - STOP Contact - 1 'NC' (Station Two) Flush Head Actuator - Green with Laser Marking - REVERSE Contact - 1 'NO' (Station Three)"	EWS3C01BJ055	1420
	Flush Head Actuator - Green with Laser Marking - UP Contact - 1 'NO' (Station One) Flush Head Actuator - Red with Laser Marking - STOP Contact - 1 'NC' (Station Two) Flush Head Actuator - Green with Laser Marking - DOWN Contact - 1 'NO' (Station Three)"	EWS3C01AS055	1420

Universal Push Button Stations (in ABS Engineering plastic body) [8538]


Push Buttons Station Enclosure

- Dimension
- › Single Station : 75 x 75 x 56 mm
 - › Two Station : 127 x 75 x 56 mm
 - › Three Station : 160 x 75 x 56 mm
 - › Four Station : 215 x 75 x 70 mm
 - › Five Station : 270 x 75 x 71 mm

	Description	Cat. No.	M.R.P. (₹) Per Unit
	Enclosure Grey-Black single hole	EWS1C01AA	452
Enclosure Grey-Black & 2 hole of Ø 22.5	EWS2C01AA	585	
Enclosure Grey-Black & 3 holes of Ø 22.5	EWS3C01AA	717	
Enclosure Grey-Black & 4 holes of Ø 22.5	EWS4C01AA	1005	
Enclosure Grey-Black & 5 holes of Ø 22.5	EWS5C01AA	1160	
	Enclosure Yellow-Black single hole	EWS1C13AA	452
	Enclosure Yellow-Black & 2 hole of Ø 22.5	EWS2C13AA	585
	Enclosure Yellow-Black & 3 holes of Ø 22.5	EWS3C13AA	717
	Enclosure Yellow-Black & 4 holes of Ø 22.5	EWS4C13AA	1005
	Enclosure Yellow-Black & 5 holes of Ø 22.5	EWS5C13AA	1160


All Purpose Enclosures [8538]

Dimension: 110 x 80 x 65 mm


 Note : with plastic screws	Description	Cat. No.	M.R.P. (₹) Per Unit
	All Grey without hole	HF999000	448
	All Grey & 1 hole of Ø 22.5	HF999001	
All Grey & 2 holes of Ø 22.5	HF999002		

Note : Gen Next Series actuator and contact blocks can be used to convert all purpose enclosure box into push button stations.


Accessories and Spares [8538]


 Metal Plates - Spare	Description	Cat. No.	M.R.P. (₹) Per Unit
	Small	HH2420122	32
	Large	HH2420124	
	Square	HH2420123	

Note : Printing as per customer requirement

 Fixing Device	Cat. No.	M.R.P. (₹) Per Unit
	HH192000	103

 Plastic Plate	Cat. No.	M.R.P. (₹) Per Unit	
	Yellow legend plate	HB135000	87
	Padlock Yellow (for Mushroom head Actuator)	HF192024	215
	Padlock Transparent (for Flush head Actuator)	HF192025	195
	Protecting Shroud for Emergency Push Button	HF195020A	100
	Protecting Shroud	HF195004	87

Shroud (Boot) for Actuator  (For IP67 protection of actuators)	Colour	Gen Next Actuator	
		Cat. No.	M.R.P. (₹) Per Unit
	White	HB17101	40
	Red	HB17301	
	Green	HB17401	
	Black	NA	
	Yellow	HB17501	
	Blue	HB17701	
	Amber	HB17801	
	Colourless	HB190003	49

Spare Lens Cap 	Colour	Cat. No.		M.R.P. (₹) Per Unit
		Non Illuminated	Illuminated	
	Red	HB103002	HB103103	31
	Green	HB104000	HB104101	
	Black	HB102006	NA	
	Yellow	HB105008	HB105109	
	White/Opal	HB101004	HB101105	
	Blue	HB107010	HB107111	
	Orange	HB108012	HB108113	
	Colourless	NA	HB100107	

Note : It can be used for Gen Next.

Collar (For Flush/ Projecting Head) 	Cat. No.	Colour	M.R.P. (₹) Per Unit
	HB196000	Chrome Plated 'ABS'	26
	HB192000	Black	26
Adaptor Ring * (For 30 to 22 mm in Panel Cutout conversion) 	HH180000	Gray	37
	HH182004	Black	
	HH196006	Chrome Plated 'ABS'	
Blanking Plugs 	HH180002	Gray	72
	HH182009	Black	
	HH196010	Chrome Plated 'ABS'	
Center Indication Strip (For Twin Touch Actuator) 	HB102058	Black	72
	HB105163	Yellow	
	HB108169	Orange	
	HB100161	Colourless	

* It can be used to convert Gen Next actuator series to TK3 Ø30 mm mounting.

Every effort as to the correctness or sufficiency of the information and data contained in the catalogue is made. We however cannot accept any liability for the accuracy or completeness of the information and data provided. No claims in this regard shall consequently be accepted.

We reserve the right to make changes, without prior notice, in the catalogue.

Products with CAT no. having, with or without, dot as suffix are same.

These products are manufactured by



General Terms

All prices are on Maximum retail price basis inclusive of all duties, GST & any other tax as applicable.

Warranty Policy

All products listed in the price list are covered by a warranty against manufacturing defects for a period of 18* months from the date of purchase. For Lauritz Knudsen MCBs & Isolators mounted inside Lauritz Knudsen Distribution Boards, an extended warranty of 5 years is provided.

In the event of a defect due to faulty workmanship or other associated reasons, we will, at our discretion, remedy the defect or replace the faulty parts or the entire product as soon as possible, free of cost.

However, the warranty is subject to proper usage, efficient maintenance, and does not cover defects arising from fire, accidents, inefficient maintenance, faulty operation, or deliberate or accidental damage. It also does not cover damage to power electronic components such as thyristors & IGBTs, which primarily fail due to overtemperature & over-voltage. Users need to take adequate precautions to eliminate these conditions. Manufacturer shall not be responsible & liable for any special, incidental, social or consequential (including lost profits) loss, consequential damages, injury or damages (punitive) of any kind solely attributable to defect or failure of its products. Manufacturer shall not be liable in any manner for the issue of or failure in the performance of other equipment the product is attached to.

Comprehensive Service Support

Lauritz Knudsen Electrical & Automation has over seven decades of experience in providing after sales service for low voltage distribution system in every type of industry & commercial complex in India

Lauritz Knudsen Electrical & Automation offers the following services, partnering you in your maintenance of low voltage distribution products:

- › Regular Maintenance
- › Preventive Maintenance Programme
- › On Call
- › Annual Maintenance Contract
- › Product Support for Managing Obsolescence-

Switchgear Training Centres



Pune

Lauritz Knudsen Electrical & Automation
Switchgear Training Centre
T-156 / 157, MIDC,
Bhosari, Pune - 411 026
Tel: 020-2712 0037 / 2712 0653
E-mail: STC-PUNE@LK-EA.com



Lucknow

Lauritz Knudsen Electrical & Automation
Switchgear Training Centre
C-6 & 7, UPSIDC,
P. O. Sarojininagar,
Lucknow - 226 008
Tel: 97944 54455
E-mail: STC-LUCKNOW@LK-EA.com



Delhi

Lauritz Knudsen Electrical & Automation
Switchgear Training Centre
A-25, Imperia Complex, First Floor
Mohan Cooperative Industrial Estate
Near Sarita Vihar / Mohan Estate Metro Station
Main Mathura Road, New Delhi - 110044
Tel: 9899020306 / 9720186726 / 9560845094
E-mail: STC-DELHI@LK-EA.com



Kolkata

Lauritz Knudsen Electrical & Automation
Switchgear Training Centre,
2nd Floor, Block BN3, Sector V,
Salt Lake City,
Kolkata - 700091, West Bengal
Tel: 7738717893 / 7797795567
E-mail: STC-KOLKATA@LK-EA.com



Vadodara

Lauritz Knudsen Electrical & Automation
Switchgear Training Centre
Behind L&T Knowledge City,
Near Village Ankhol,
Vadodara - 390019
Tel: 0265 6147805 / 6147808
E-mail: STC-VADODARA@LK-EA.com



Coonor

Lauritz Knudsen Electrical & Automation
Switchgear Training Centre
Ooty-Coonor Main Road
Yellanahalli P.O.,
The Nilgiris - 643 243
Tel: 0423 251 7107
E-mail: STC-COONOOR@LK-EA.com

Customer Interaction Center (CIC)
Phone no: 022 6932 7800
Web: www.LK-EA.com | e-mail: CIC@LK-EA.com



Electrical Standard Products (ESP) Offices

HEAD OFFICE

Lauritz Knudsen Electrical & Automation, A/600, Shil-Mahape Road, TTC Industrial Area, MIDC Thane, Navi Mumbai, 400 710, Maharashtra.

Tel: 022-6722 6300 | Fax: 022-6705 1112 | e-mail: CIC@LK-EA.com

BRANCH OFFICES

Lauritz Knudsen Electrical & Automation
C-201, The First Commercial Complex,
B/S Keshavbaug Party Plot, Vastrapur,
Ahmedabad - 380 015
Phone No: 022-6932 7800
e-mail: CIC@LK-EA.com

Lauritz Knudsen Electrical & Automation
Shri Daneshwari, 1st Floor,
Plot No. 17, 2nd Cross, Near Old Income
Tax Office Road, Vidyanagar,
Hubballi - 580 021
Phone No: 022-6932 7800
e-mail: CIC@LK-EA.com

Lauritz Knudsen Electrical & Automation
No.10, Fortuna Towers, 2nd Floor,
Rana Pratap Marg, Near NBRI,
Lucknow - 226 001
Phone No: 022-6932 7800
e-mail: CIC@LK-EA.com

Lauritz Knudsen Electrical & Automation
A06/A07, Second Floor,
Grand Chandra Complex, Frazer Road
Patna - 800 001
Phone No: 022-6932 7800
e-mail: CIC@LK-EA.com

Lauritz Knudsen Electrical & Automation
Wework Central, #36 Infantry Road,
Bengaluru - 560 001
Phone No: 022-6932 7800
e-mail: CIC@LK-EA.com

Lauritz Knudsen Electrical & Automation
AWFIS Space Solutions, Prestige Phoenix,
4th floor, 1405, Umanagar, Begumpet,
Hyderabad - 500 016
Phone No: 022-6932 7800
e-mail: CIC@LK-EA.com

Lauritz Knudsen Electrical & Automation
El Dorado Building, 3rd Floor, 6,
Venkatraman Street, Chinna Chokkikulam,
Madurai - 625 002
Phone No: 022-6932 7800
e-mail: CIC@LK-EA.com

Lauritz Knudsen Electrical & Automation
UrbanWrk, 5th Floor, Sai Radhe,
Raja Bahadur Mill Road, Behind Hotel
Grand Sheraton, Sangamwadi
Pune - 411 001
Phone No: 022-6932 7800
e-mail: CIC@LK-EA.com

Lauritz Knudsen Electrical & Automation
Work loop Unit-612, 6th Floor,
Esplanade One, Rasulgarh,
Bhubaneswar - 751 010
Phone No: 022-6932 7800
e-mail: CIC@LK-EA.com

Lauritz Knudsen Electrical & Automation
Workie, 214 - 2nd Floor,
Apollo Premier, PU-4,
Scheme No. 54, Vijay Nagar Square,
Indore - 452 010
Phone No: 022-6932 7800
e-mail: CIC@LK-EA.com

Lauritz Knudsen Electrical & Automation
Bestech Business Park,
Tower - A, 2nd floor, Sector - 66
Mohali - 160059
Phone No: 022-6932 7800
e-mail: CIC@LK-EA.com

Lauritz Knudsen Electrical & Automation
Office No. 211 & 212, Pithalia Plaza,
KK Road, Near Fafadih Chowk,
Raipur - 492 001
Phone No: 022-6932 7800
e-mail: CIC@LK-EA.com

Lauritz Knudsen Electrical & Automation
801 Word Level-8, No. 28,
SIDCO Industrial Estate, Guindy,
Chennai - 600 032
Phone No: 022-6932 7800
e-mail: CIC@LK-EA.com

Lauritz Knudsen Electrical & Automation
Office No. 430, 4th Floor,
Jaipur Electronic Market, Riddhi Siddhi,
Gopalpura Bypass,
Jaipur - 302 018
Phone No: 022-6932 7800
e-mail: CIC@LK-EA.com

Lauritz Knudsen Electrical & Automation
TC II, Tower B, PRIMA BAY Gate No. 5,
Saki Vihar Road Powai,
Mumbai - 400 072
Phone No: 022-6932 7800
e-mail: CIC@LK-EA.com

Lauritz Knudsen Electrical & Automation
DevX 4th Floor, A Wing, Om 9 Square,
150 Ft Ring Road, Near Nana Mava Circle,
Opp Silver Heights,
Rajkot - 360 001
Phone No: 022-6932 7800
e-mail: CIC@LK-EA.com

Lauritz Knudsen Electrical & Automation
Playworkz Coworking Space
43 & 44, 3rd Cross,
Bharathy Colony, Peelamedu,
Coimbatore - 641 004
Phone No: 022-6932 7800
e-mail: CIC@LK-EA.com

Lauritz Knudsen Electrical & Automation
GDR Siddha, Ground Floor, N Road
Bistupur, Opposite St. Mary's Church,
Jamshedpur - 831 001
Phone No: 022-6932 7800
e-mail: CIC@LK-EA.com

Lauritz Knudsen Electrical & Automation
Unnati Building, 2nd Floor,
Automation Campus, A-600, TTC Industrial
Area Shil-Mahape Road, Mahape,
Navi Mumbai - 400 710
Phone No: 022-6932 7800
e-mail: CIC@LK-EA.com

Lauritz Knudsen Electrical & Automation
10th Floor, Titaanium Business,
Bhimrad Road, Althan
Surat - 395 017
Phone No: 022-6932 7800
e-mail: CIC@LK-EA.com

Lauritz Knudsen Electrical & Automation
3rd Floor, 1&2 Vijay Park,
Main Chakrata Road, Opp. Anandam,
Near Ballapur chowk,
Dehradun - 248 001
Phone No: 022-6932 7800
e-mail: CIC@LK-EA.com

Lauritz Knudsen Electrical & Automation
Business Communication Centre
2nd Floor, Chiramel Chambers,
Kurisupally Road, Ravipuram,
Kochi - 682 015
Phone No: 022-6932 7800
e-mail: CIC@LK-EA.com

Lauritz Knudsen Electrical & Automation
M1 & M2, Mezzanine Floor,
Himalaya Excellency,
Plot No. C-47, Pratap Nagar Square,
Nagpur - 440 022
Phone No: 022-6932 7800
e-mail: CIC@LK-EA.com

Lauritz Knudsen Electrical & Automation
11th Floor, Block-D, Notus IT Park,
Sarabhai Campus, Bhailal Amin Marg,
Vadodara - 390 023
Phone No: 022-6932 7800
e-mail: CIC@LK-EA.com

Lauritz Knudsen Electrical & Automation
Ground Floor, B-27,
Biplab Rashbihari Sarani,
Sector 2A, Bidhan Nagar,
Durgapur - 713 212
Phone No: 022-6932 7800
e-mail: CIC@LK-EA.com

Lauritz Knudsen Electrical & Automation
207, 2nd floor, Revolution Complex,
Station Road, E Ward,
Next to Pedestrian Bridge,
Kolhapur - 416 001
Phone No: 022-6932 7800
e-mail: CIC@LK-EA.com

Lauritz Knudsen Electrical & Automation
2nd Floor, Samarth House,
Opposite Titan World,
Samarth Nagar, Mahatma Nagar,
Nasik - 422 005
Phone No: 022-6932 7800
e-mail: CIC@LK-EA.com

Lauritz Knudsen Electrical & Automation
Qubexpro Business Centre,
4th Floor, V Mall, Above Lifestyles,
Facor Layout, Waltair Uplands,
Visakhapatnam - 530 003
Phone No: 022-6932 7800
e-mail: CIC@LK-EA.com

Lauritz Knudsen Electrical & Automation
6th Floor, Exotica Greens, A Block, 191,
R G Baruah Road, Guwahati Central,
Guwahati - 781 005
Phone No: 022-6932 7800
e-mail: CIC@LK-EA.com

Lauritz Knudsen Electrical & Automation
2nd Floor, BN3, Salt Lake, Sector-V,
Kolkata - 700 091
Phone No: 022-6932 7800
e-mail: CIC@LK-EA.com

Lauritz Knudsen Electrical & Automation
A-25, 1st Floor, Imperia Complex,
Mohan Corporative Industrial Estate,
Near Sarita Vihar Metro Station,
Mathura Road,
New Delhi - 110 044
Phone no: 022-6932 7800
e-mail: CIC@LK-EA.com

Product improvement is a continuous process. For the latest information and special application, please contact any of our offices listed here. Product photographs shown for representative purpose only.



Lauritz Knudsen Electrical & Automation, Electrical Standard Product

A/600, Shil-Mahape Road, TTC Industrial Area, MIDC Thane, Navi Mumbai, 400 710, Maharashtra, Phone No: 022-6722 6300 | Web: www.LK-EA.com

Customer Interaction Center (CIC)

Phone no: 022-6932 7800

Web: www.LK-EA.com | e-mail: CIC@LK-EA.com

Real Switchgears And Cables Private Limited

Shop no.6,

Plot No.BG-74A, Jay Tulija Bhavani complex, Telco road, MIDC Bho

Pune 411026, Maharashtra

India

Phone No - 02027110930

Email - sales@realswitchgears.com